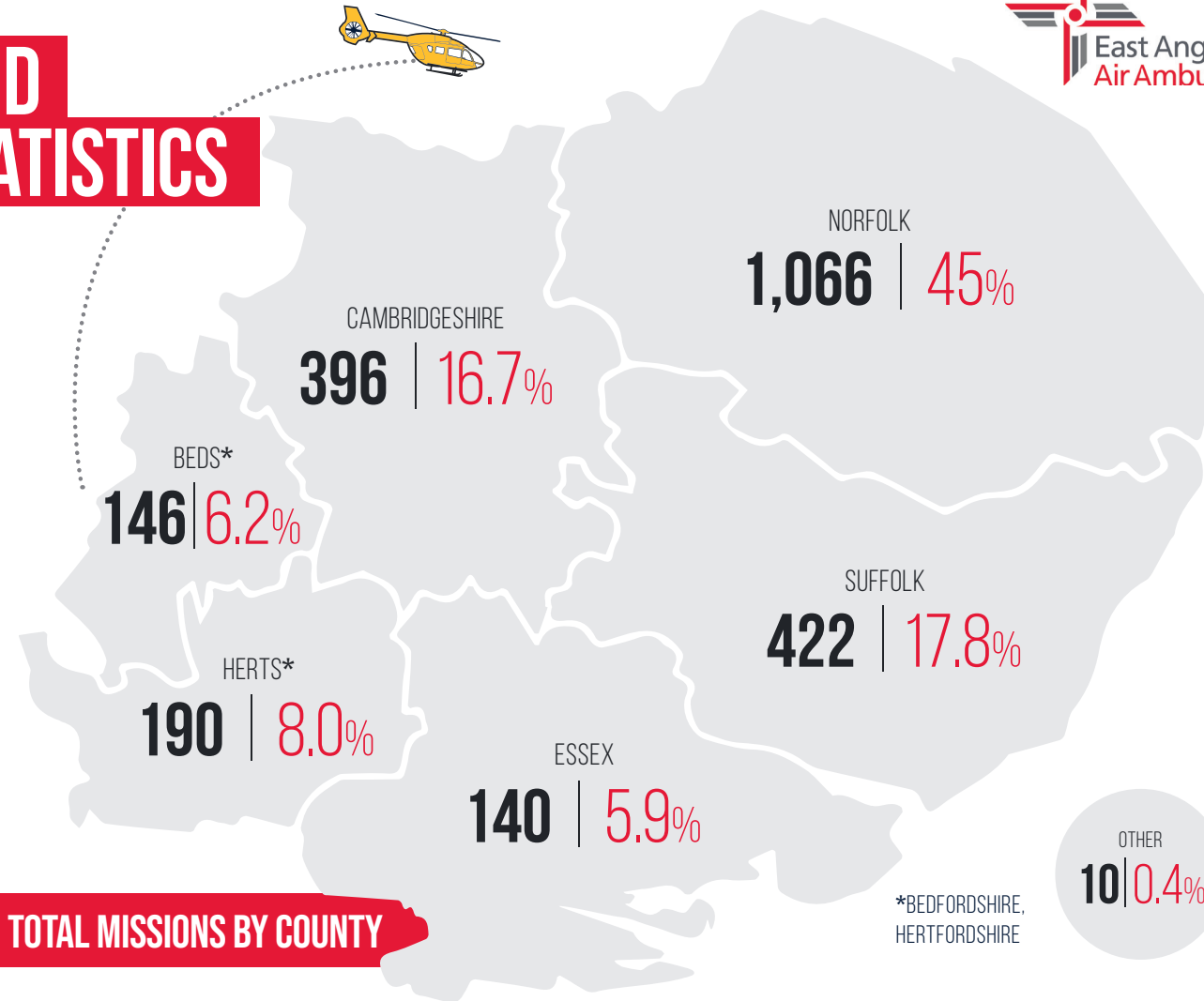
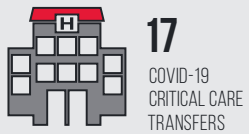



2019 - 2020

MISSION AND PATIENT STATISTICS



COVID-19
"THIS YEAR WE HAVE ONLY SEEN A 3.6% DROP IN PATIENTS DESPITE THE LOCKDOWN REDUCING TASKINGS"

TOTAL PATIENTS BY MISSIONS TYPE

Rounded to the nearest 0.5%

OTHER 66 (4%); EXPOSURE 28 (1.5%); OTHER TRANSPORT 5 (0.5%)



CARDIAC ARREST
415 | 26%



ROAD TRAFFIC COLLISION
341 | 21%



ACCIDENTAL INJURY
269 | 16.5%



MEDICAL EMERGENCY
298 | 18.5%



INTENTIONAL SELF-HARM
85 | 5.5%



SPORT/LEISURE
56 | 3.5%



ASSAULT
45 | 3%



HEMS Interventions

1,011

HEMS interventions are defined as a clinical intervention done in the field that the ambulance service couldn't provide.



Aftercare Contacts

INCREASED 9%

Aftercare contacts, defined as people who have filled in feedback surveys or requested support.



Flying Time

105,072 MILES

875 HOURS

Approximate figures from Anglia One and Two combined in the last financial year.